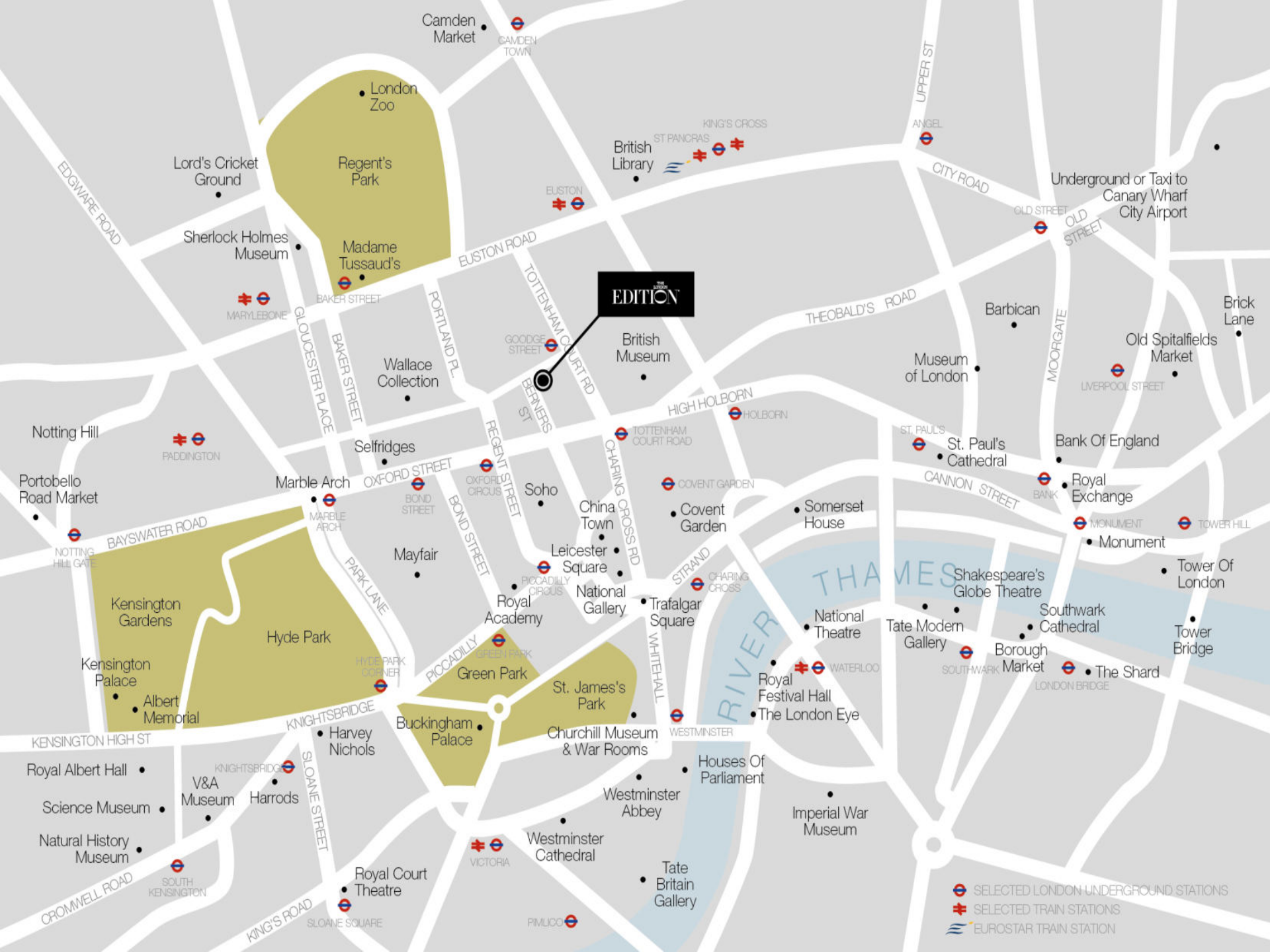


THE  
LONDON  
EDITION<sup>®</sup>



**EDITION**

-  SELECTED LONDON UNDERGROUND STATIONS
-  SELECTED TRAIN STATIONS
-  EUROSTAR TRAIN STATION





LOBBY BAR





BERNERS TAVERN





PRIVATE DINING ROOM





PUNCH ROOM





GUEST ROOM





DELUXE TWIN



DELUXE TERRACE





LOFT ROOM







LOFT SUITE





ONE BEDROOM SUITE





LOFT TERRACE









LOFT SUITE TERRACE







PENTHOUSE SUITE


















# MEETINGS & EVENTS SPACES


THE  
LONDON  
EDITION®



STUDIO I



STUDIO 2



It











BASEMENT













# HOTEL CAPACITY

ROOM TYPE (ENTRY LEVEL)	QUANTITY	SQM	SQF
GUEST ROOM QUEEN/KING	52	22	237
SUPERIOR ROOM QUEEN/KING	41	26	280
DELUXE ROOM QUEEN/KING	40	30	323
DELUXE ROOM TWIN	10	30	323
DELUXE ROOM TERRACE	2	23	248

ROOM TYPE (PREMIUM ROOMS)	QUANTITY	SQM	SQF
LOFT ROOM QUEEN/KING	14	38	409
LOFT ROOM TWIN	3	36	388
LOFT ROOM TERRACE	2	50	538
ONE BEDROOM SUITE QUEEN/KING	2	40	431
LOFT SUITE	4	50	538
LOFT SUITE TERRACE	2	100	1076
PENTHOUSE	1	195	2099

EVENTS SPACE	SQM	SQF	STANDING RECEPTION	BANQUET	THEATRE SEATING	BOARD ROOM SEATING	CLASSROOM SEATING	U-SHAPED SEATING	CABARET SEATING
STUDIO I	25.5	286	-	-	-	12	-	-	-
STUDIO II	68.2	735	80	40	60	26	36	28	32
BASEMENT	108	1161	200	50	70	30	48	38	36
PRIVATE DINING ROOM	24.5	276	-	14	-	14	-	-	-
BERNERS TAVERN	260	2798	250	140	-	-	-	-	-
PUNCH ROOM	60	645	60	35	-	-	-	-	-
PENTHOUSE	195	2099	50	22	-	22	-	-	-